


What is my pet telling me?


The FB/ *investigation* method


**FREE
SAMPLE**




An illustrated guide 4everypet family

Gather
your first
two clues





**For an optimal viewing experience, read the e-book
in full-screen landscape mode**



Index

Icon Glossary	viii
Foreword	xi
The FBI Investigation Method	01
Feelings	03
Behavior	03
Intention	04
The FBI investigation steps	05
Look for the clues	07
Cat ear dictionary	07
Cat eye dictionary	09
Cat tail dictionary	10
Cat vocalization dictionary	11
Cat body posture dictionary	13

Put the pieces together	15
Cat mood dictionary	15
Relaxed cat	16
Curious cat	16
Defensive cat	17
Reactive cat	17
Observe the Context	19
Acknowledge your Pet is unique	23
Make an educated guess	25
Reflect on the results	27
Bibliography	30
Quiz	31
Quiz answers	33

Meet the 4EveryPet Family!



Lily

feels more connected in the wild, surrounded by nature and pets.



Lilac

is a burst of energy that constantly challenges you for playtime!



Oliver

is a clumsy guy who always tries his best!



Clover

is always around to make you feel safe and loved, and there's no better companion for a nap!



Violet

is great teacher in appreciating the little joys of life and a purring machine in cuddling time.



Icon Glossary

Categories



First aid

Communication
and BehaviorHealth and
Well-being

Training



Business



Adoption

Frequent icons

Meaning
QuestionDiscovery
Follow-up

Food for thought

FBI (Feelings,
Behavior, Intention)

Key takeaways



Link

Communication

Bonus Materials
E-BookDocument
Worksheet
List

Conversation

Posture &
MovementsEye contact
Observation
Being Alert

Sounds emitted

Non-Verbal
CommunicationVerbal
communication
Speaking

Joy



Surprise

Frustration
StressConfusion
Fear

Body/Health



Brain
Consciousness



Heart
Cardiac rate



Mucous-
membranes
Speaking



Vet / Veterinarian
Doctor
Veterinary
check-ups



Prevention



Emergency
Visit the vet
immediately

Miscelaneous



Foster Home



Forever Home



Training
Treats



Clock
Timer



Local Authorities
Police



Stop
Approach carefully

ISBN 978-989-35921-0-6



©4EveryPet 2024

Title “What is my pet telling me? The FBI investigation method”

Copy Vânia Boto

Graphics Filipa Cruz & Beatriz Costa

SavingsForFreedom LDA

IPN Incubadora, Edifício C

Rua Pedro Nunes

P-3030-199 Coimbra

Portugal

Copyright Notice: The use of this material is subject to terms of use. This design and illustrations are the property of SavingsForFreedom LDA. You may not reproduce, distribute or copy without written consent from the company using the email legal@4everypet.com

Rights usage terms: These assets are for the exclusive use of 4EveryPet customers. The intended use is to read and fill in digitally or print and fill in manually, assisting the user in the practical application of 4EveryPet knowledge. You may not copy, reproduce, distribute, publish, display, perform, modify, create derivative works, transmit, or in any way exploit this asset.

Foreword

At 4EveryPet, you will find a place of learning and understanding for pet-people to find new perspectives and approaches for unique families! We focus on observation, prevention, and empathy to improve your pet's well-being.

We are a team of Portuguese pet-people who want to share with you what we have learned on our journey with our pets. Our content is based on the Portuguese context and involves storytelling with fictional characters.

This ebook focuses on cat language, highlighting their ears, eyes, tails, vocalizations, and body postures. We help you interpret how all the clues come together, considering the context, your pet's personality, and past experiences. We guide you in reflecting on your feelings, behavior, and intentions (**FBI Investigation Method**) towards your pet to improve communication with them.

At the end of this book, you can find a **Quiz** to consolidate your knowledge. The **4EveryPet family** will accompany you throughout this ebook, demonstrating postures and daily challenges you may face with your pet. You can also dig deeper and explore our **bonus materials** at 4EveryPet Academy!

Understanding your pet can be challenging at times! Be patient and start investigating your pet's body language!

Find us online



Contact us at
info@4everypet.com

4


Exclusive content at
4everypet.com/academy



The FBI Investigation Method

If you have a pet family or interact with pets in your community, you've wondered what they're trying to tell you!

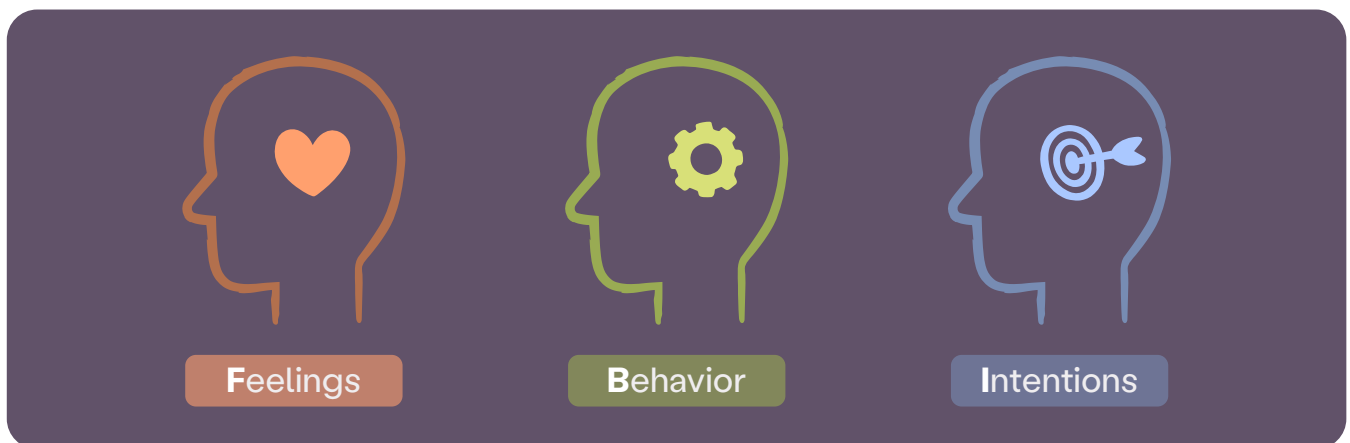
How often do you get frustrated with your pet for something they did or because you don't know what they want? Since people and pets communicate primarily with body language, how can you understand your pet?



With that in mind, we created the FBI (*Feelings, Behavior, and Intentions*) investigation method for you. With this method, we challenge you to:

- Reflect on your feelings and what you think your pet is feeling;
- Be conscious of your behavior and observe how your pet reacts;
- Reflect on your intentions. Would you like to change this situation/ behavior, and why?

Let's begin!



♥ Feelings

How do I feel about this situation/behavior? How do I think my pet feels?



Try looking at a situation and your pet like it's the first time, without the filter of judgment and past experiences. Do you think differently?

We cannot say how our pets feel because they understand the world around them differently. But if you practice reflection and empathy towards your pet, it will help you have a more accurate clue on your pet language investigation.

⚙ Behavior

How are my feelings affecting my behavior? How is my pet behaving?



The behavior is situational: it happens in a specific moment and place. It does not define the individual, you, or your pet. There is always room for change and improvement as long as there is room for choice.

It is essential to look at the context to evaluate behaviors because it influences the interpretation. Try different approaches to your challenge. The more flexible you are, the more clues you get on your pet language investigation.

Intention

What is my intention? What do I want to change and why?



Intentions guide you toward the person you want to be and the life you want to lead. They are connected to purpose and lead you to achieve your goals.

Define your intentions towards your pet:

- Do you want obedience or bonding with your pet?
- Do you want a “perfect” pet or a happy one?
- Do you want the feeling of control or to establish daily routines?





The FBI *investigation* steps

After observing the situation and reflecting on your intentions, you are now ready to investigate your pet language!



Look for the clues: (ears, eyes, tail, body postures, and vocalizations): Every clue is crucial and meaningful when studying the message your pet is sending you.



Put the pieces together: Reflect on how all the pieces work together to understand the whole message.



Observe the context: To get a more precise analysis of the situation, you need to zoom out of your pet and look around.



Acknowledge your pet is unique: In the same situation, different pets react differently based on their personality and past experiences.




Make an educated guess: According to your observations, do you think you need to adjust your behavior or your pet's environment?




Reflect on the results: Make the necessary adjustments and investigate again!





Look for the clues

Every clue is crucial and meaningful when studying the message your pet is sending you.

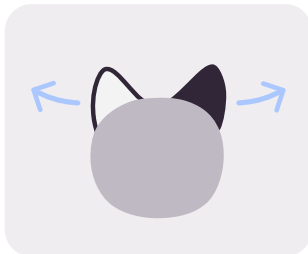


Every piece of the puzzle contains precious information, but it's essential to understand how they work together to understand the whole message.

Cat ear dictionary


Learning about cat ear postures and movements

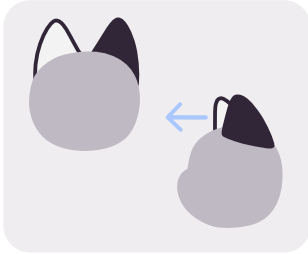
Cats can perceive the auditory world around them through their ears. Their position can indicate that the cat is alert, relaxed, or has sensed danger. Cats can move their ears quickly, subtly, and independently, so you must be attentive!



Upright and slightly rotated to the side

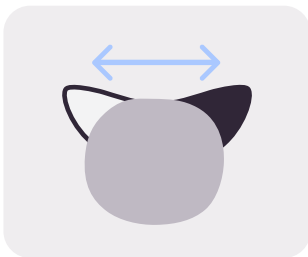
Your cat is relaxed and not paying particular attention to what's happening. They feel safe.





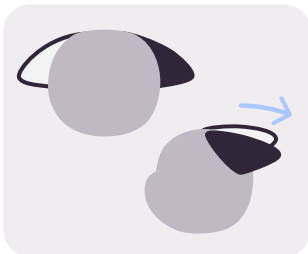
Upright forward

Your cat is alert and noticing the environment. They are trying to evaluate if it's safe. Or your cat is curious about something interesting that is happening.




Flattened

Your cat is sensing danger. They are still trying to gather information, but the more fearful the cat is, the flatter their ears become.



Backward rotation

Your cat doesn't feel safe and is prepared to defend themselves if necessary.




Cat eye dictionary

Learning about cat eye movements

Cat's eyes send more subtle clues. Their pupils can dilate or constrict in response to light intensity, but when cats are defensive or stressed, they dilate their pupils to gather more information. Dilated pupils can also be a sign of pain. It is important to look at the context for a better understanding.


When your cat is interested in an object, person, or another pet, they may stare without blinking, with slightly dilated pupils. If they feel threatened, they will give a direct stare, and the eyelids may partially close or be drawn into a squint.

Your cat may also avoid eye contact if they feel insecure or to avoid conflict. They may also blink slowly. These are calming signals and can be used to show discomfort and stop or prevent conflict.



Pupils contracted

Your cat feels safe and relaxed.



Pupils dilated

Your cat may be feeling anxious or apprehensive and is trying to gather more information.



Squint eyelid

Your cat feels threatened and is ready to defend themselves.

Are you curious to know more?

Get to know all about the FBI investigation method for cat language



Learn here



Get to know 4EveryPet at:

